



### District Report Card: 2017


<b>State:</b> Arunachal Pradesh	<b>District:</b> Tirap
<b>Class:</b> 3	<b>Subject:</b> Language
<b>Schools:</b> 58	<b>Students:</b> 525


### Participation/Coverage


#### Students

<div>GENDER</div> <div></div>	Boys				Girls			
	Number		%		Number		%	
	210		40.00		315		60.00	

<div>AREA</div> <div></div>	Rural				Urban			
	Number		%		Number		%	
	348		66.29		177		33.71	

<div>CATEGORY</div> <div></div>	SC		ST		OBC		GEN	
	Number	%	Number	%	Number	%	Number	%
	5	0.95	486	92.57	13	2.48	21	4.00

<div>CWSN</div> <div></div>	LD	VI	HI	S&LD	ID	Oth
	0	0	0	5	0	0

<div>Management</div> <div></div>	Government			Government-aided		
	Number		%	Number		%
	460		87.62	65		12.38

### Average Performance of Students in Language (%)

Overall	Gender		Area		Management		Social Group			
	Male	Female	Rural	Urban	Govt.	Aided	SC	ST	OBC	GEN
66.18	68.57	64.59	72.38	54.01	63.65	84.10	54.67	67.48	53.85	46.67

## Performance on Learning Outcomes (LOs)

Learning Outcomes	Description	Average Performance(%)
L304	Reads small texts with comprehension i.e., identifies main ideas, details, sequence and draws conclusions	67.12
L312	Reads printed scripts on the classroom walls: poems, posters, charts etc.	64.30

Range of Performance of Students who Answered Correctly							
Below 30%		30% - 50%		50% - 75%		Above 75%	
Number	%	Number	%	Number	%	Number	%
55	10.48	91	17.33	146	27.81	233	44.38

## Lowest Performing Learning Outcomes (LOs)

1 - Reads printed scripts on the classroom walls: poems, posters, charts etc. (64.30)

2 - Reads small texts with comprehension i.e., identifies main ideas, details, sequence and draws conclusions (67.12)